




ABRI VENEER CONTOUR KIT

ABRI is a collection of angular and curved shapes that allow designers to create their own unique and distinctive wall surface appearances. From subtle to dramatic, ABRI does it all.

Alignment is easy because the back of the units are always flush. Choose from patterns in our Pattern Portfolio or your own design to achieve the perfect solution for the look you are targeting.


KIT OF PARTS



The Abri kit of parts includes three curved face options that may be combined to form multiple patterns of flowing shadows that will gently transform the appearance of the wall throughout the day.



This pattern illustrates the design freedom a simple kit of parts allows. The "Double Weave" pattern is composed of Concave and Convex ABRI units




ABRI Shingle and Wedge Units combine to create dramatic shadows




ABRI
MASONRY
VENEERS


SHINGLE




WEDGE




CONVEX



CONCAVE



SERPENTINE



800-789-0872
abriveneers.com
concreteproductsgroup.com
©2020 Concrete Products Group, LLC
All rights reserved RD01082010